



K991 TS



PREMIUM



RW Premium



GENERAL FEATURES

- Heavy duty structure **with stainless steel cover**
- Handy and secure housing of the hose reel (when applicable) in back position on the handlebar
- Readily serviceable brass suction filter
- **Hot water seals**
- 4-pole motor (1400 rpm) well oversized and protected with paint
- Professional unloader valve
- Timed **TotalStop**
- **Exclusive pump-motor coupling system for intensive use**
- Contactor
- Motor thermal protection



● Pneumatic wheels




● Reversible handlebar for easy handling by pushing






● Stainless steel cover



● Stainless steel pressure gauge



CODE CODICE	MODELS MODELLI	PUMP POMPA											
			Ph	V	Hz	PSI	MPa	l/m	HP	kW	kW	kg	(L x W x H) cm
9024 4071	102 K 991-2	RW Premium	3	400	50	3915	27	15	10,0	7,4	8,5	89	60 x 115 x 88
9024 4074	102 K 991-3	RW Premium	3	400	50	3625	25	17	10,0	7,4	8,5	89	60 x 115 x 88
9024 4057	102 K 991-1	RW Premium	3	400	50	3045	21	21	10,0	7,4	8,5	89	60 x 115 x 88



STANDARD OPTIONS ›

	GH 351 gun with Swivel (n.2 o-ring)		Bent lance with detergent head, without nozzle
	25° spray nozzle, 1/4" MEG connection		10 m rubber delivery hose kit
	Brass inlet water filter		Ejector kit